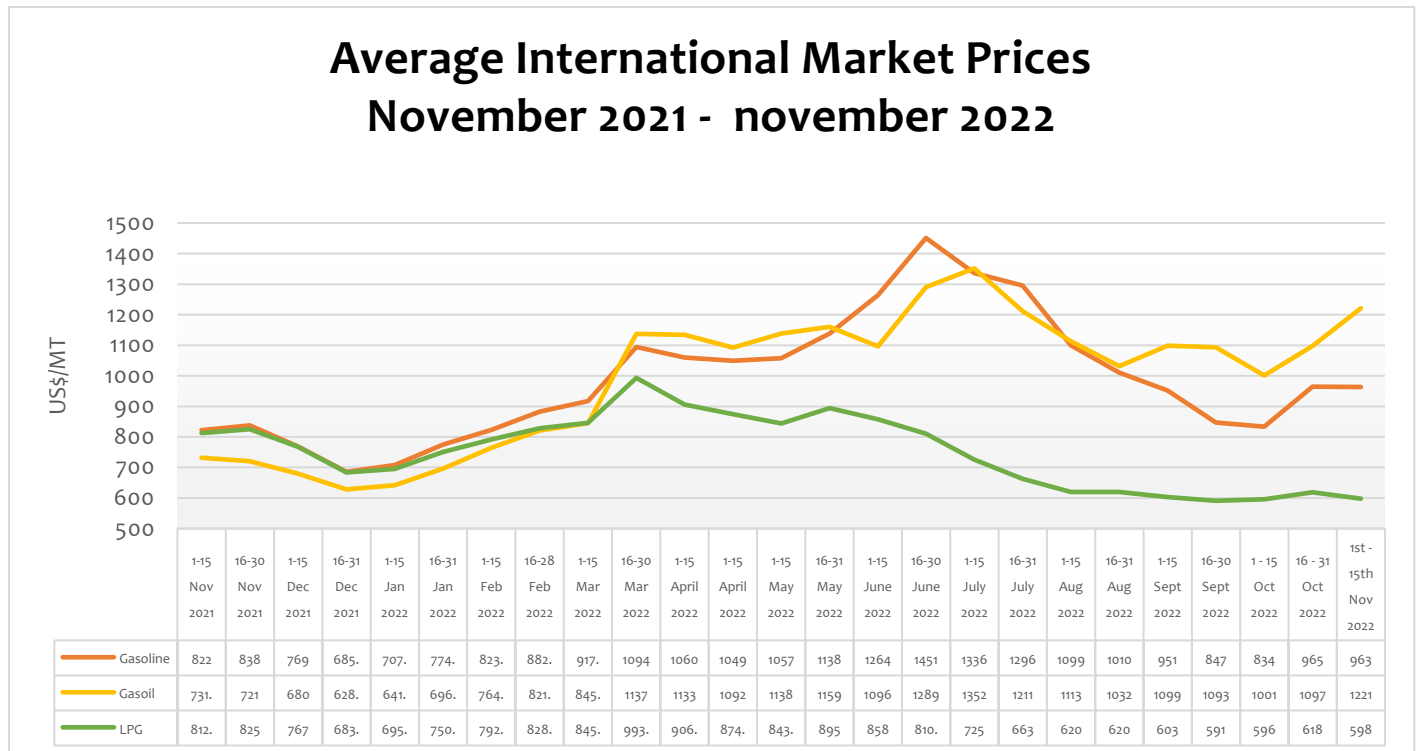


# CBOD MARKET OUTLOOK

## 1<sup>st</sup> to 15<sup>th</sup> November 2022 Pricing Window

### Refined Products Review and Outlook

The international market prices of refined petroleum products in the 12<sup>th</sup> to 26<sup>th</sup> October 2022 international pricing window, which are premiums applicable to the selling window of 1<sup>st</sup> to 15<sup>th</sup> November 2022, witnessed diverse movements as petrol and LPG prices declined by 0.14% and 3.25% respectively while that of diesel rose by 11.27% relative to the previous pricing window of 27<sup>th</sup> September to 11<sup>th</sup> October 2022. Oil prices in the international market have been tumbling since they peaked in June 2022 due to concerns of a global economic slowdown and a stronger US dollar occasioned by the rising interest rates in the US and Europe. However, the recent announcement by OPEC+ to slash production by about 2 million barrels per day and the heightened demand for diesel as a heating fuel in the winter season has resulted in hikes in diesel prices.



In absolute terms, the international market prices for petrol, diesel, and LPG changed from US\$964.75/mt, US\$1,097.18/mt, and US\$618.34/mt in the previous window to US\$963.43/mt, US\$1,220.82/mt, and US\$598.27/mt in the pricing window under consideration.

The year-to-date changes in the international market prices of petroleum products stand at 36%, 90%, and -14% for gasoline, gasoil, and LPG respectively.

Compared to the same period last year (1<sup>st</sup> to 15<sup>th</sup> November 2021), the international prices of gasoline and gasoil are up by 17% and 67%, while that of LPG has tumbled by 26%.

### FuFeX30

The Fufex30<sup>1</sup> is a 30-day forward GHS/USD FX rate for the petroleum downstream industry. It is estimated using the average quoted indicative forward forex rate from major oil financing banks adjusted by the covered-interest parity pricing model. The Fufex30 for the first selling window of November (1<sup>st</sup> to 15<sup>th</sup> November 2022) is estimated at GHS19.5000/USD, which is the weighted average of quoted indicative 30-day forward forex rate from major oil financing banks as monitored on the market and the Bank of Ghana FX auction rate to the BIDECS.

<b>SUMMARY REPORT OF BANK OF GHANA FX AUCTIONS TO BIDECS</b>		
<b>Window</b>	<b>Percentage Offered</b>	<b>Auction FX Rate (GHS/USD)</b>
1 <sup>st</sup> – 15 <sup>th</sup> Apr 2022	85%	7.3886
16 <sup>th</sup> – 30 <sup>th</sup> Apr 2022	50%	7.4995
1 - 15 May 2022	50%	7.5014
16 <sup>th</sup> – 31 <sup>st</sup> May 2022	29%	7.5547
1 <sup>st</sup> – 15 <sup>th</sup> June 2022	24%	7.6144
16 <sup>th</sup> – 30 <sup>th</sup> June 2022	21%	7.7451
1 <sup>st</sup> – 15 <sup>th</sup> July 2022	21%	7.9252
16 <sup>th</sup> – 31 <sup>st</sup> July 2022	27%	7.9756
1 <sup>st</sup> – 15 <sup>th</sup> Aug 2022	42%	8.2620
16 <sup>th</sup> – 31 <sup>st</sup> Aug 2022	29%	8.8192
1 <sup>st</sup> – 15 <sup>th</sup> Sept 2022	30%	9.7554
16 <sup>th</sup> – 30 <sup>th</sup> Sept 2022	39%	9.8409
1 <sup>st</sup> – 15 <sup>th</sup> Oct 2022	50%	10.1716
16 <sup>th</sup> – 31 <sup>st</sup> Oct 2022	40%	10.7907
1 <sup>st</sup> – 15 <sup>th</sup> Nov 2022	36%	13.2474

<sup>1</sup> The Fufex30 is a 30-day Ghs/USD forward fx rate used as a benchmark rate for BIDECS ex-ref price estimations.

## The Ex-refinery Price Indicator (Xpi)

The Ex-ref price indicator (Xpi) is computed using the referenced international market prices usually adopted by BIDECS, factoring the CBOD economic breakeven benchmark premium for a given window and converted from USD/mt to GHS/ltr using the *FuFex30*.

$$XPI = \frac{(\text{International Market Price} + \text{CBOD Benchmark Premium}) \times \text{Fufex30}}{\text{Conversion Factor}}$$

## Ex-ref Price Effective 1<sup>st</sup> to 15<sup>th</sup> November 2022

PRICE COMPONENT	Petrol	Diesel	LPG
Average World Market Price (US\$/MT)	963.43	1,220.82	598.27
CBOD Benchmark Breakeven Premium (US\$/MT)	120	230	170
FuFex30 (GHS/USD)	19.5000	19.5000	19.5000
Volume Conversion Factor (ltr/mt)	1324.50	1183.43	1000
Ex-ref Price (Ghs/ltr)	15.9508/Ltr	23.9059Ltr	14.9813/kg
Price Tolerance	+1%/-1%	+1%/-1%	+1%/-1%

## Taxes, Levies, and Regulatory Margins

The National Petroleum Authority (NPA) reviewed the Unified Petroleum Pricing Fund (UPPF) Margin effective 16<sup>th</sup> August 2022 and advised Oil Marketing Companies (OMCs) and Liquefied Petroleum Gas Marketing Companies (LPGMCs) to apply the new margins in their price build-up effective 16<sup>th</sup> August 2022. Therefore, total taxes, levies, and regulatory margins for the 16<sup>th</sup> to 31<sup>st</sup> October 2022 selling window stood at Ghp244/ltr for petrol, Ghp242/ltr for diesel, and Ghp162/kg for LPG, accounting for 17%, 14%, and 12% of ex-pump prices of petrol, diesel, and LPG respectively for the 16<sup>th</sup> to 31<sup>st</sup> October 2022 selling window.

## Window 16<sup>th</sup> to 31<sup>st</sup> October 2022

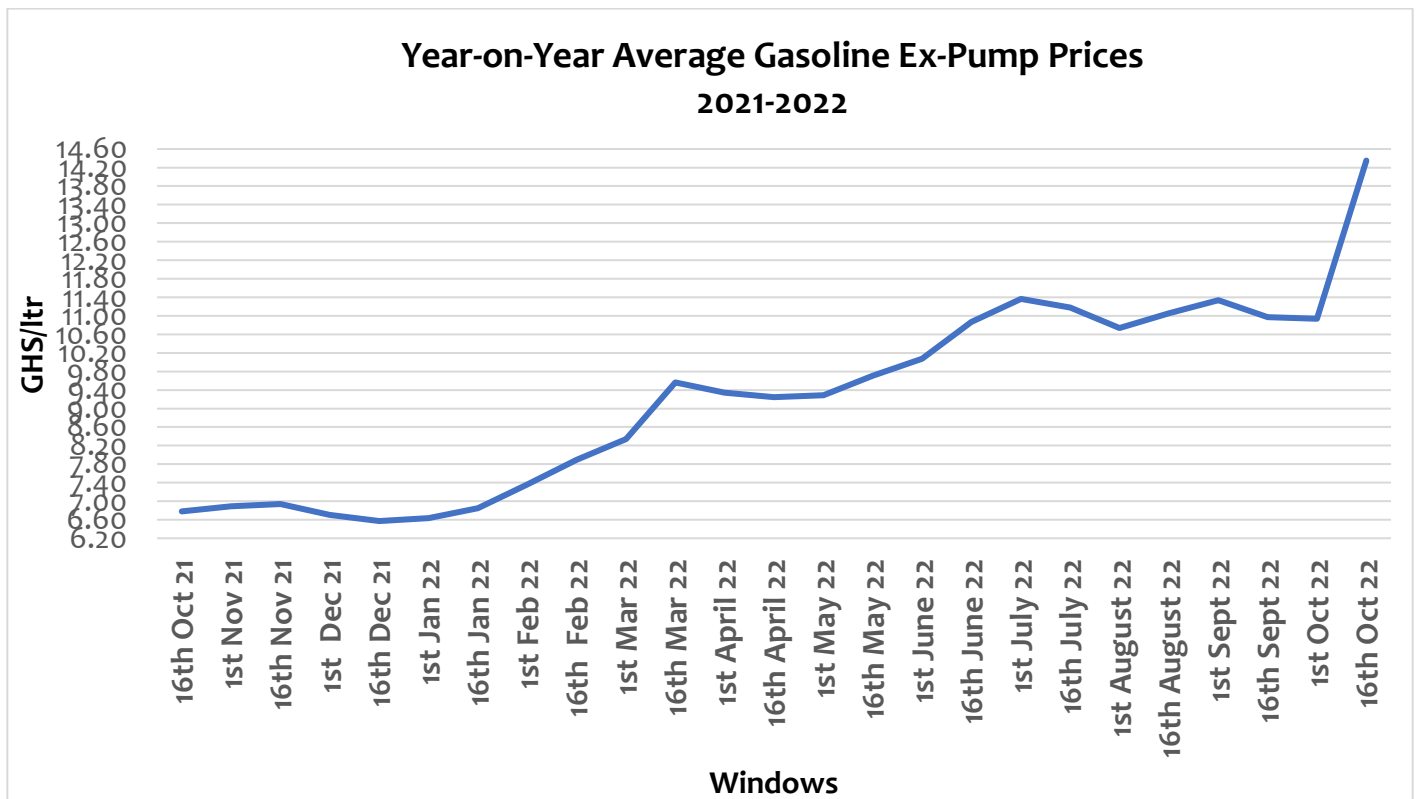
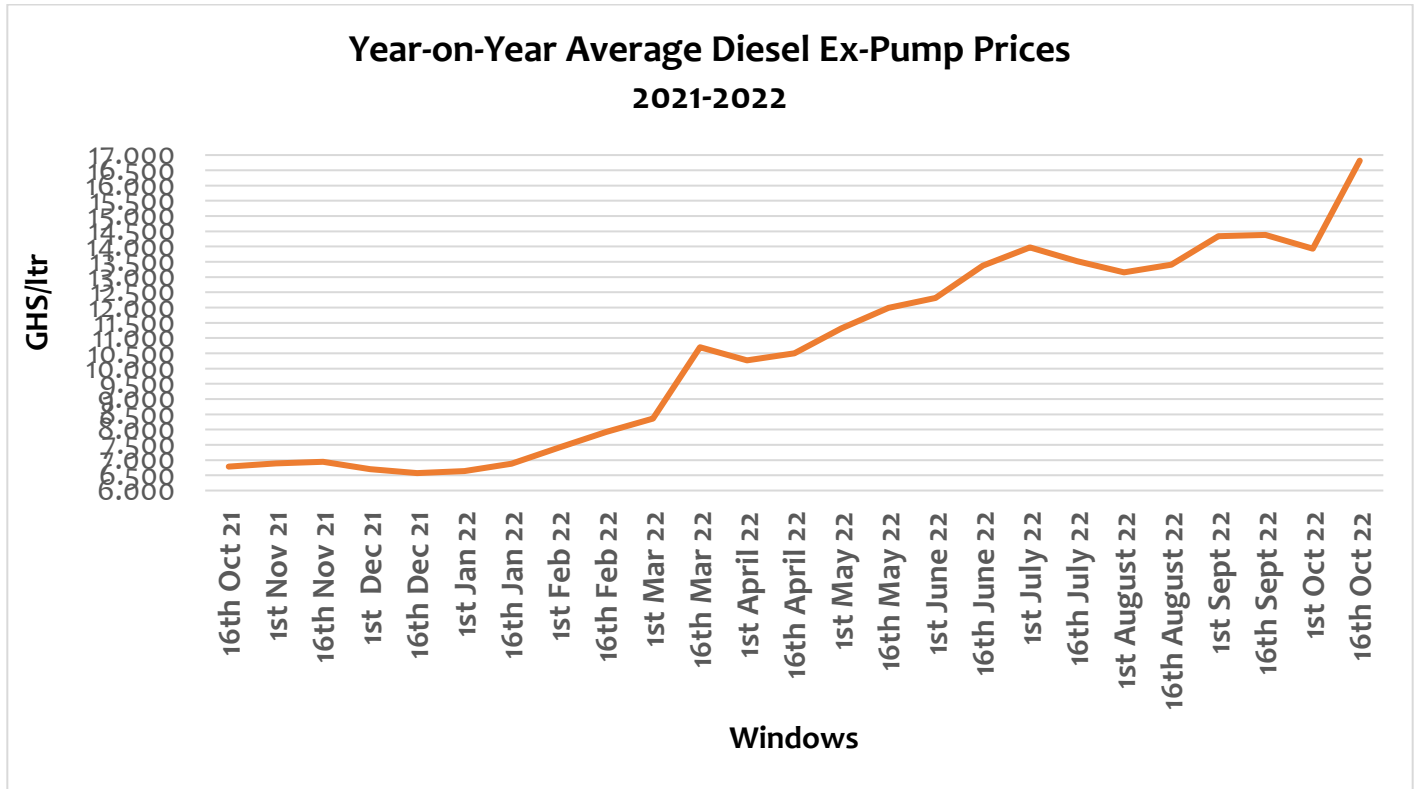
TRM Components	Gasoline (GHp/ltr)	Gasoil (GHp/ltr)	LPG (GHp/KG)
ENERGY DEBT RECOVERY LEVY	49	49	41
ROAD FUND LEVY	48	48	-
ENERGY FUND LEVY	1	1	-
PRICE STABILISATION & RECOVERY LEVY	16	14	14
SANITATION & POLLUTION LEVY	10	10	-
ENERGY SECTOR RECOVERY LEVY	20	20	18
PRIMARY DISTRIBUTION MARGIN	7	7	-
BOST MARGIN	7	7	-
FUEL MARKING MARGIN	4	4	-
SPECIAL PETROLEUM TAX	46	46	48
UPPF	36	36	36
DISTRIBUTION/PROMOTION MARGIN	-	-	5
TOTAL	244	242	162

### OMC Pricing Performance: 16<sup>th</sup> to 31<sup>st</sup> October 2022

Pump prices for petrol and diesel within the 16<sup>th</sup> to 31<sup>st</sup> October 2022 selling window rose significantly by an average of 31% and 21% respectively relative to the previous window (1<sup>st</sup> to 15<sup>th</sup> October 2022) pump prices. Although the BOG's auction of \$60 million to the BDCs for the purchase of petroleum products contributed largely to stabilizing the pump prices in the previous selling windows, the recent significant rise in the pump prices was largely attributed to the sharp depreciation of the local currency against the Dollar within the selling window. Thus, compelling the Petroleum Service Providers (PSPs) to review their prices to shield from the risk of FX losses. The primary determinants of the Ex-refinery Ex-Pump Prices are the GHS/USD exchange rate and the price of petroleum products on the global market. As a result, fluctuations in the GHS/USD exchange rate and global petroleum product prices directly affect the prices of petroleum products at the pumps in Ghana.

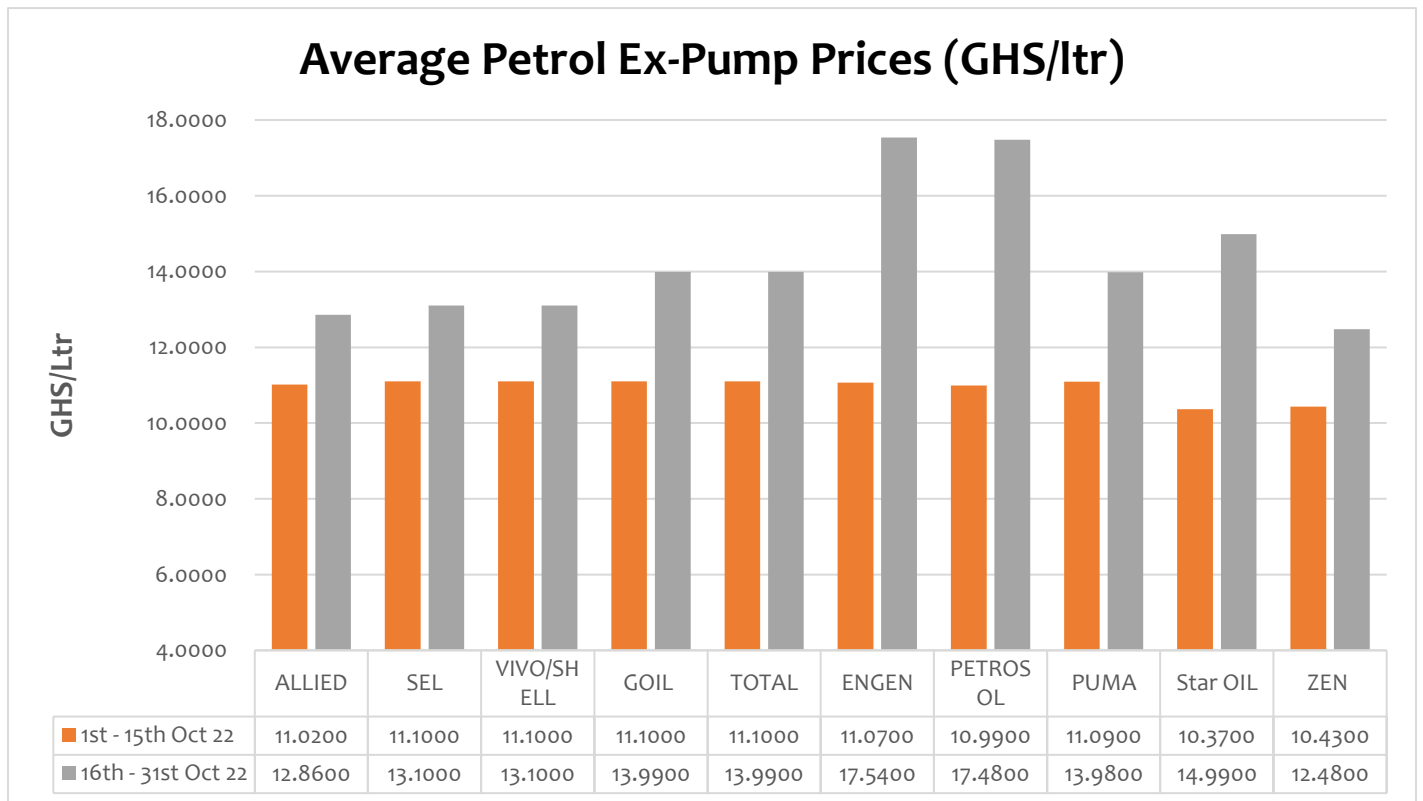
The pump price of petrol and diesel rose significantly from an average of GHS10.9690/ltr and GHS14.3978/ltr in the previous selling window (1<sup>st</sup> to 15<sup>th</sup> October 2022) to GHS14.3510/ltr and GHS16.8170/ltr. On a year-on-year basis, pump prices of petrol and diesel experienced about 112% and 148% increases over the period. This is an indication that from the beginning of the year until now, the ex-pump prices of gasoline and gasoil recorded an average of 116% and 153% increases respectively, with gasoline and gasoil prices both increasing from GHS6.637/ltr in the first selling window of 2022 (1<sup>st</sup>-15<sup>th</sup>

January) to GHS14.3510/ltr and GHS16.8170/ltr respectively in the first selling window of October 2022 (1<sup>st</sup> - 15<sup>th</sup> October).



## Average Petrol Ex-pump prices (GHS/ltr)

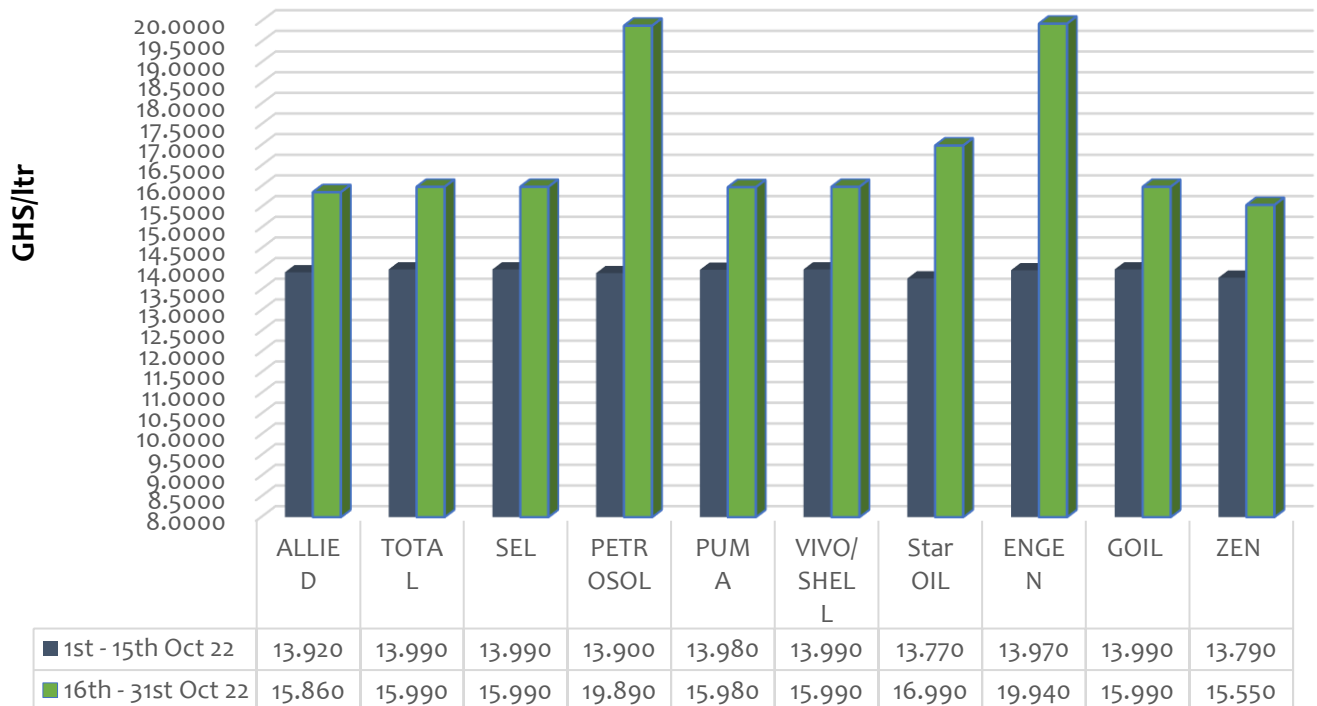
OMC	1st - 15th Oct 22	16th - 31st Oct 22	% Change
ALLIED	11.0200	12.8600	16.7%
SEL	11.1000	13.1000	18.0%
VIVO/SHELL	11.1000	13.1000	18.0%
GOIL	11.1000	13.9900	26.0%
TOTAL	11.1000	13.9900	26.0%
ENGEN	11.0700	17.5400	58.4%
PETROSOL	10.9900	17.4800	59.1%
PUMA	11.0900	13.9800	26.1%
Star OIL	10.3700	14.9900	44.6%
ZEN	10.4300	12.4800	19.7%
<b>AVERAGE</b>	<b>10.9370</b>	<b>14.3510</b>	<b>31.2%</b>



## Average Diesel Ex-pump prices (GHS/ltr)

OMC	1st - 15th Oct 22	16th - 31st Oct 22	% Change
ALLIED	13.9200	15.8600	13.9%
TOTAL	13.9900	15.9900	14.3%
SEL	13.9900	15.9900	14.3%
PETROSOL	13.9000	19.8900	43.1%
PUMA	13.9800	15.9800	14.3%
VIVO/SHELL	13.9900	15.9900	14.3%
Star OIL	13.7700	16.9900	23.4%
ENGEN	13.9700	19.9400	42.7%
GOIL	13.9900	15.9900	14.3%
ZEN	13.7900	15.5500	12.8%
<b>AVERAGE</b>	<b>13.9290</b>	<b>16.8170</b>	<b>20.7%</b>

## Average Gasoil Ex-Pump Prices



## Weekly Petroleum Stock

The total petroleum stock available in the country at the beginning of the week, Monday 31<sup>st</sup> October 2022, comprised Gasoline, Gasoil, LPG, ATK, Kerosene, Premix, and RFO. The breakdown of the total stocks and expected weekly consumption in the country is presented below.

Product	Total Stocks (Million Lts)	Forecasted Weekly Consumption (Million Lts)	Week-to-Last	Cargoes at anchorage (Million Lts)	Week-to-Last including cargoes at anchorage
Diesel	222.1	53.0	4 weeks 1 day	97.2	6 weeks
Petrol	132.8	49.0	2 weeks 3 days	48.6	3 weeks 3 days
LPG*	13.8	7.5	1 week 4 days	0	1 week 4 days
ATK	32.5	5.0	6 weeks 2 days	13.6	9 weeks 1 day
Kero**	6.3	0.15	42 weeks	0	42 weeks
Premix	0.91	2.1	2 days	0	2 days
RFO	9.1	1.7	5 weeks 2 days	0	5 weeks 2 day

*\*LPG figures are in million kilograms \*High Kerosene stocks are from previous productions by TOR / Woodfields*

### Expected Cargoes in Week 44 (31<sup>st</sup> October to 4<sup>th</sup> November 2022)

A total of about 145.8 million liters of petroleum products comprising 97.2 million liters of diesel and 48.6 million liters of petrol are expected within the week.

### Atuabo Gas Processing Plant

The Gas Processing Plant (GPP) at Atuabo is currently producing LPG at an average rate of about 723.10MT/day.

### Tema Oil Refinery

The RFCC unit at TOR remains shut down due to reconstruction whiles CDU is also shut down due to a lack of Crude Oil.



### Liquefied Petroleum Gas (LPG) Imports

There is no LPG vessel expected for this week.

### Fuel Oil Import

There is no Fuel Oil vessel expected for this week.

### Aviation Turbine Kerosene (ATK) Imports

MT Diddi is currently at anchorage with 11,000 MT of ATK on behalf of Blue Ocean.

### Expected Cargoes in Week 43 (31<sup>st</sup> October to 4<sup>th</sup> November 2022)

NO.	BIDEC	Laycan	Volume Diesel (Lts)	Volume Petrol (Lts)	Vessel Name	Status
1	TBC	Best Efforts	-	48,609,150	Nave Equinox	Financial Hold
2	Go Energy	26 <sup>th</sup> to 31 <sup>st</sup> Oct 2022	31,956,835	-	British Captain	Financial Hold
3	Eagle		3,550,290			
4	BOST		7,810,638			
5	MOSL		6,508,865			
6	TBC	-	47,337,200	-	Picton	Financial Hold
<b>Total</b>			<b>97,163,828</b>	<b>97,880,550</b>		
<b>Expected weeks to last</b>			<b>1 week 4 days</b>	<b>1 week</b>		

Source: National Petroleum Authority